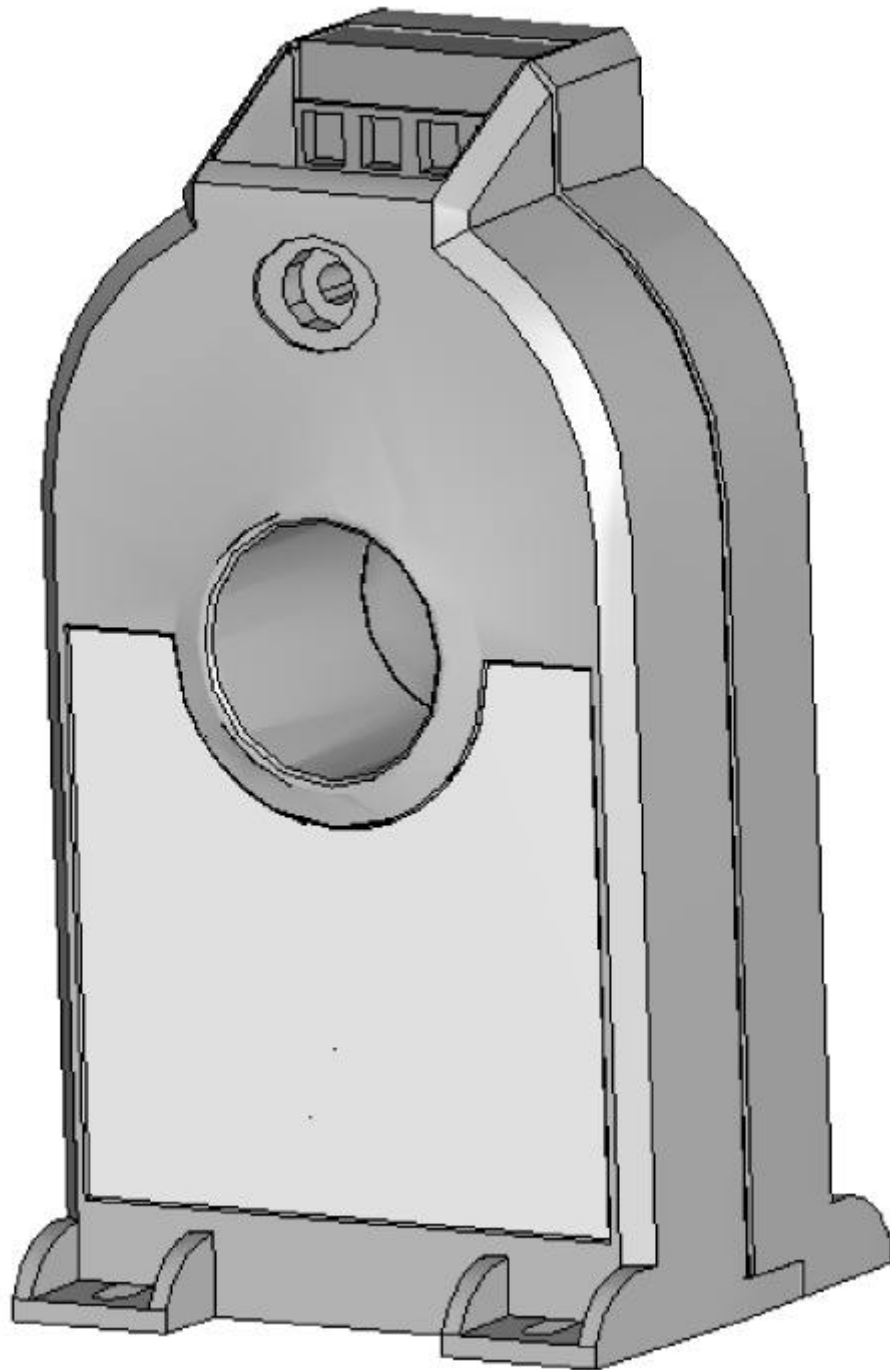


# XD Current Transducers

## Operating Instructions

October 2004



© Northern Design (Electronics) Ltd    Bradford BD3 0QW UK  
(Mmm-YY QKP)

# 1 XD Transducer Types

## 1.1 Current Input Ranges







All XD transducers monitor AC Amps in a conductor passing through the hole in the device. 3 basic types are available, each with a user selectable nominal input range.

TYPE	RANGE 1	RANGE 2	RANGE 3	RANGE 4	RANGE 5	RANGE 6
1	0-5 A	0-10 A	0-15 A	0-20 A	0-25 A	0-30 A ①
2	0-15 A ①	0-30A A	0-45A A	0-60A A	0-75 A	0-100 A
3	0-50 A ①	0-100 A	0-150 A	0-200 A	0-250 A	-----

**Note 1:** These ranges may be selected but operate at reduced accuracy.

### 1.1.1 DIP Switch Settings

DIP switches located on the underside of each device are used to select the required input current range for an XD transducer.

RANGE 1	RANGE 2	RANGE 3	RANGE 4	RANGE 5	RANGE 6
 1 2 3 4 5 6	 1 2 3 4 5 6	 1 2 3 4 5 6	 1 2 3 4 5 6	 1 2 3 4 5 6	 1 2 3 4 5 6

### 1. DIP Switch Settings

## 1.2 XD-V5 5V DC Output

XD-V5 series transducers convert the selected input current range (0 - XXX Amps) to 0-5V DC output. The output signal is self powered and isolated from the input conductor by >4kV.

The voltage output is intended for input to high impedance (>250kΩ) devices such as multi-meters, chart recorders, data loggers pc cards etc.

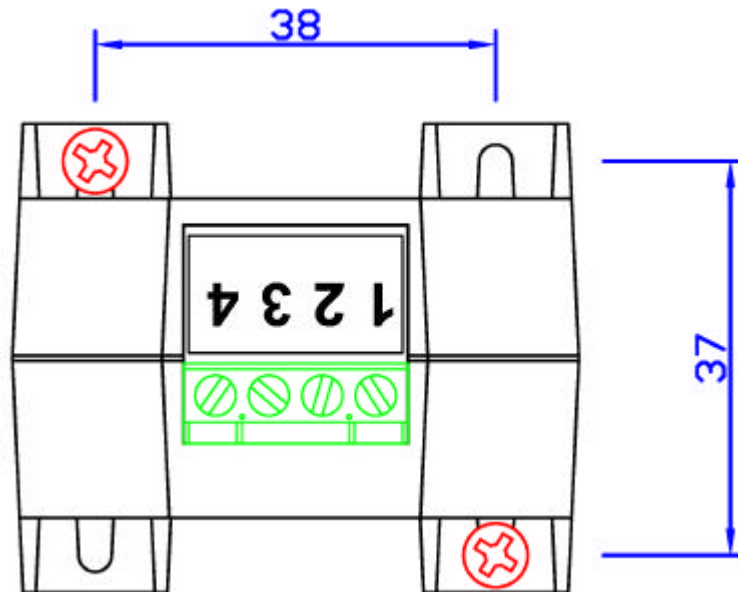
## 1.3 XD-I420 4-20mA DC Output

The XD-I420 series of transducers convert the selected input current range (0 - XXX Amps) to 4-20mA DC output. The output draws current from an external loop power supply (nominal 24V dc, not supplied). An input current of zero amps will result in an output of 4mA and a full-scale input (depends on selected range) gives 20mA.

## 2 Mounting The Unit

### 2.1 Panel Mounting

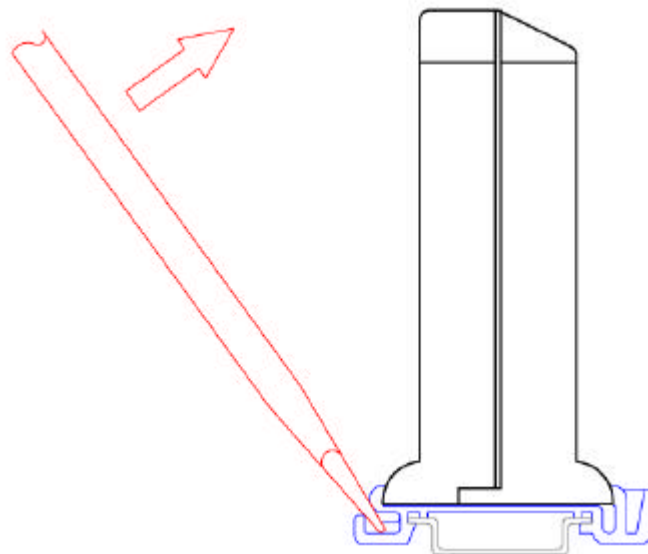
Four mounting holes are provided which enable the XD transducer to be screwed to a flat panel or mounting plate.



2. Panel Mounting Template

### 2.2 DIN Rail Mounting

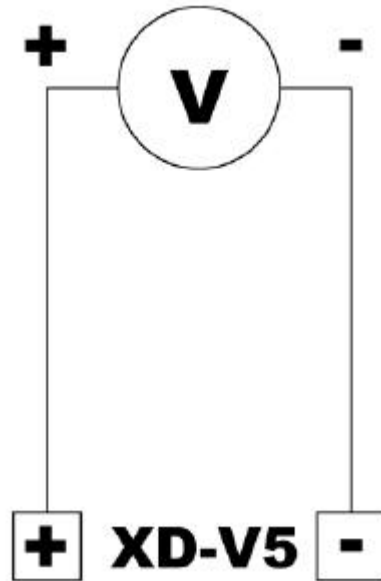
A mounting kit for symmetrical DIN rail is provided which is fitted to the bottom of the transducer as shown below. To remove the transducer from the DIN rail use a flat screw driver to release the clip as shown.



3. DIN Rail Mounting Option

# 3 Connection

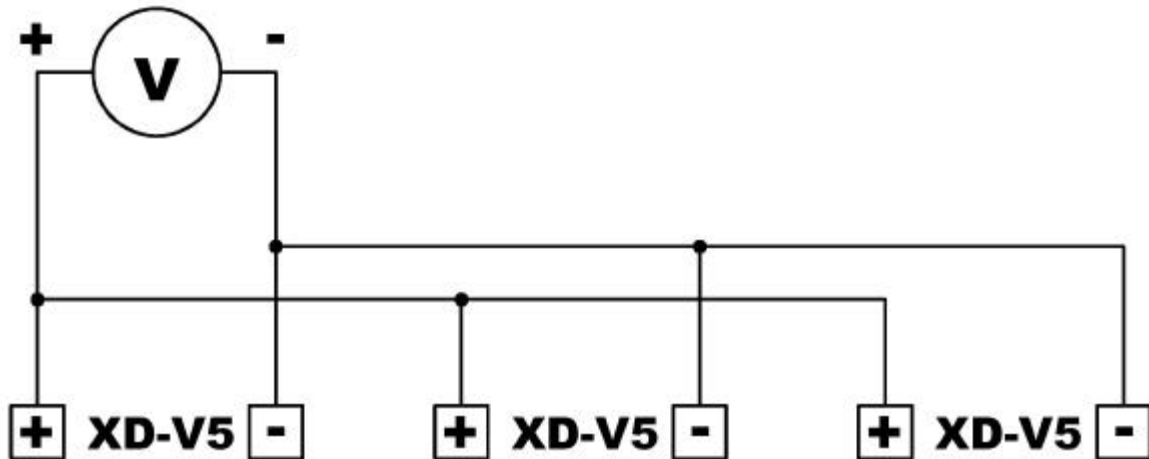
## 3.1 XD-V5 Connection



### 4. Standard 5V DC Output Connection

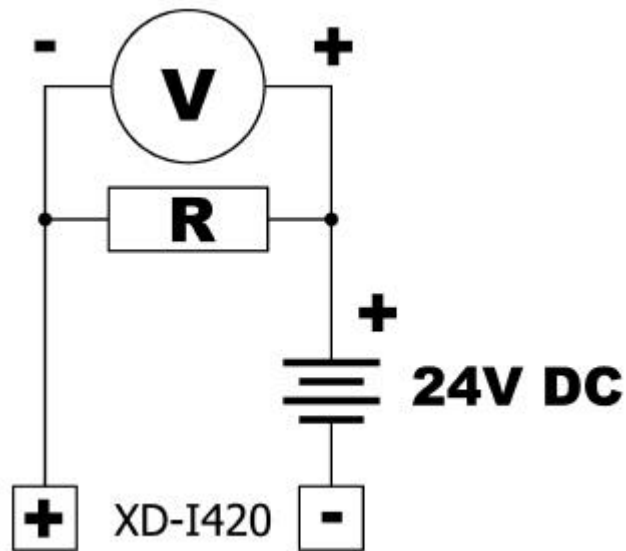
It is possible to use several XD-V5 transducers to measure the average current in multiple conductors. The output range is 0-5V corresponding to the average of the current in all the conductors.

**NOTE:** Similar XD-V5 types must be used, set to the same nominal input range.



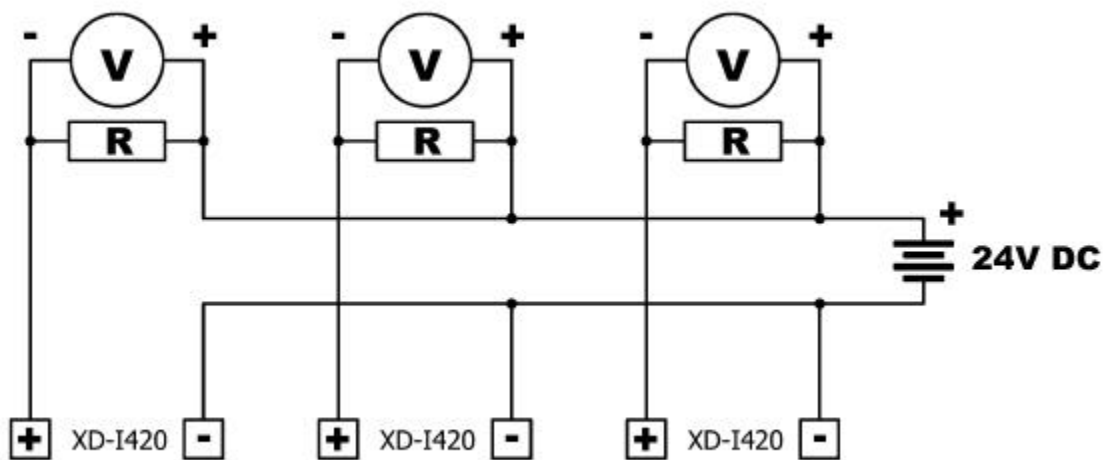
### 5. Measuring Average Current in Multiple Conductors

### 3.2 XD-I420 Connection



#### 6. Standard 4-20mA DC Output Connection

It is possible to use a single 24V DC supply to power multiple XD-I420 type transducers.



#### 7. XD-I420 Units Powered from a Single DC Supply

## 4 Specification

Nominal Input Ranges	
<b>XD Type 1</b>	Selectable 0-5A, 0-10A, 0-15A, 0-20A, 0-25A or 0-30A*.
<b>XD Type 2</b>	Selectable 0-15A*, 0-30A, 0-45A, 0-60A, 0-75A or 0-100A.
<b>XD Type 3</b>	Selectable 0-50A*, 0-100A, 0-150A, 0-200A or 0-250A.

Output Ranges	
<b>XD-V5</b>	0-5V dc.
<b>XD-I420</b>	4-20mA dc.

Measurement Range	
<b>XD-V5</b>	0-120% of nominal input range selected.
<b>XD-I420</b>	0-100% of nominal input range selected.
<b>Input Overload</b>	2 x Nominal input range selected, continuous. 15 x Nominal input range selected for 10 seconds.

Accuracy (All Types)	
<b>Typical</b>	± 0.5%. FS. (Reduced accuracy ranges ±1% FS)
<b>Maximum</b>	± 1.0%. FS. (Reduced accuracy ranges ±3% FS)

Loop Supply (XD-I420 only)	
<b>Voltage</b>	Minimum 12V dc, Nominal 24V dc, Maximum 36V dc.
<b>Burden (cable etc)</b>	250W Nominal, 600W Maximum.
<b>Current Rating</b>	30mA per XD-I420 Connected.

Miscellaneous	
<b>Isolation</b>	Input to Output 4kV, 50Hz, 1 second.
<b>Frequency Range</b>	45 – 65 Hz standard.
<b>Response Time</b>	1 Second nominal.
<b>Temperature</b>	Operating 0 to 60 deg C. Storage -20 to +70 deg C.
<b>Humidity</b>	95 % RH (non-condensing).
<b>Dimensions</b>	Panel Mounted: L=53mm, W=44mm, H=96mm Rail Mounts Fitted: L=53mm, W=57.5mm, H=104m

Note : Ranges marked \* operate at reduced accuracy.